

DAY 215

KEY FIGURES



34,844
Palestinian fatalities

Source: MoH Gaza



~1.7 million
internally displaced persons
(75% of Gaza)

Source: UNRWA



1.1 million
people projected to face
catastrophic levels of food
insecurity (IPC Phase 5)

Source: IPC projection
for 16 March - 15 July 2024



0 hours
Full electricity blackout

Source: GEDCO

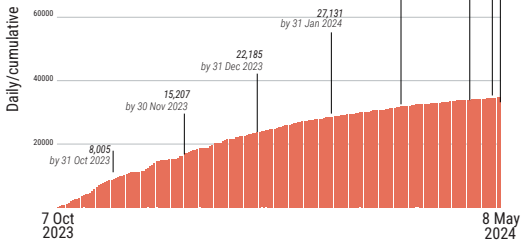


REPORTED CASUALTIES (Cumulative) as of 8 May 2024

Palestinians*

34,844
Reported fatalities include

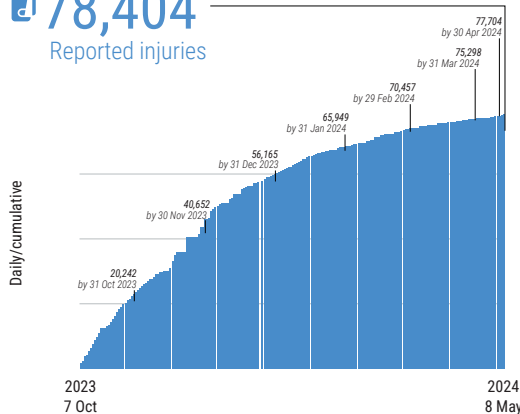
24,686 identified as of 30 April as:
 ↑ 10,006 men (40%) ↑ 4,959 women (20%)
 ↑ 7,797 children (32%) ↑ 1,924 elderly (8%)



Not including more than 10,000 reported missing or under the rubble (source: GMD and PCD)

*Source: MoH Gaza

78,404
Reported injuries



*Source: MoH Gaza

Israelis**

Israel
 Over **1,200***** Reported fatalities
 1,162 identified fatalities,
 including at least 33 children

~5,400 Reported injuries

Gaza****
 266 Reported fatalities
 1,610 Reported injuries
 estimated 132 hostages remain in Gaza

** According to Israeli media citing official sources
 *** This includes fatalities on 7 October and the immediate aftermath, including foreign nationals.
 **** The reported Israeli casualties are soldiers killed or injured since the start of the ground operation.

HEALTH

- 12 hospitals partially functioning (3 in North Gaza, 3 in Gaza, 2 in Deir al Balah, 2 in Khan Younis and 2 in Rafah).
- 24 hospitals are out of service.
- 7 field hospitals functional (1 in Deir al Balah, 2 in Khan Younis & 4 in Rafah).
- 70% of primary health care centres not functional (62 out of 88).
- >710,000 cases of acute respiratory infections (source: WHO).
- >380,000 cases of acute watery diarrhea (source: WHO).
- 19 Emergency Medical Teams (EMTs) deployed, including 2 in northern Gaza.
- 33% (8 out of 24) of UNRWA health centres are operational.

NUTRITION

- ~31% of children under the age of two in northern Gaza suffer from acute malnutrition.
- ~10% of children under the age of two in Rafah suffer from acute malnutrition.
- >50,000 children are estimated to be acutely malnourished at present.

EDUCATION

- 625,000 students with no access to education.
- >6,400 students and 300 educational staff killed (source: MoE, as of 7 May 2024).
- ~73% (408 out of 563) of school buildings were directly hit or damaged, of which 29% were UNRWA schools.
- ~60% (320 out of 563) of schools buildings have served as IDP shelters, of which 65% were directly hit or damaged.

SHELTER

- 1 square metre of average space per person in IDP shelters.
- 41% of shelters lack sufficient ventilation.
- 57% of shelters affected by rain and water infiltration.
- 150-155 UNRWA installations shelter IDPs.

FOOD SECURITY

- 265K people facing crisis levels of food insecurity (IPC Phase 3).*
- 854K people facing emergency levels of food insecurity (IPC Phase 4).*
- 1.1 million people facing catastrophic levels of food insecurity (IPC Phase 5).*
- 60-70% of meat and dairy-producing livestock killed or prematurely slaughtered (source: FAO).

* Source: IPC projection for 16 March - 15 July 2024

WATER AND SANITATION

- Three water pipelines coming from Israel are partially operational, providing about 1650 m³ per hour.
- 83% of groundwater wells are not operating.
- Two of three main water desalination plants are partially functional.
- ~57% of assessed WASH facilities damaged/destroyed.
- ~270,000 tons of accumulated solid waste (source: Union of Gaza Strip Municipalities).

PROTECTION

- ~1.7 million internally displaced persons (IDPs).
- >1 million children in need of mental health and psycho-social support.
- ~17,000 children are unaccompanied or separated.
- At least 260 aid workers killed (254 nationals, 6 foreigners), including:
 - 191 UN staff - UNRWA: 188; WHO: 1; UNDP: 1; UNOPS: 1
 - 27 PRCS staff and volunteers, including 17 while on duty.
 - At least 42 other aid workers.
- 493 health workers killed, including at least 15 also counted under aid workers above (source: MoH Gaza).
- 68 Civil Defence staff killed while on duty (source: GMD).
- 142 journalists and media workers killed (source: GMD).

REPORTED DAMAGE

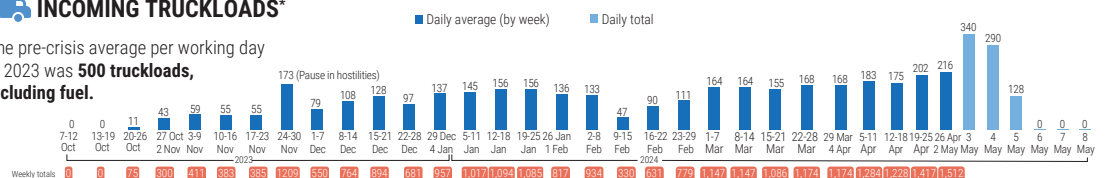
- >60% of residential buildings (World Bank, as of Jan 2024).
- >80% of commercial facilities (World Bank, as of Jan 2024).
- At least 3 churches and 243 mosques destroyed (source: GMD).
- 155 health facilities (source: MoH Gaza).
- 169 UNRWA installations (source: UNRWA).
- 130 ambulances (source: MoH Gaza).

MOVEMENT AND ACCESS

- In April, 52 humanitarian aid missions to northern Gaza were facilitated by the Israeli authorities, 9 were denied, 25 were impeded, and 8 were cancelled due to logistical constraints. Moreover, 147 aid missions to areas in southern Gaza that require coordination were facilitated by the Israeli authorities, 19 were denied, 6 were impeded, and 13 were cancelled.
- 56% (5,643 out of 10,051) of critical patients who submitted requests for medical evacuation have been approved, of whom 83% (4,697) have been medically evacuated abroad. (WHO, as of 30 April).

INCOMING TRUCKLOADS*

The pre-crisis average per working day in 2023 was **500 truckloads**, including fuel.



*Supplies observed or registered by the UN as entering through Kerem Shalom or Rafah. Other incoming supplies are not currently captured.

Source: gazadashboard.unrwa.org